

Tube Fitting Chemical

PPS all-plastic collet type Push-in fittings for chemical resistance

Safety instructions for this product

Safety instructions, Common safety instructions for each product category and Detailed safety instructions for each product are in the end of this catalog and our website.

Model Designation (Example)



(1) Tube Fitting Chemical Series

(2) Type

(3) Tube dia. (øD, øD1, øD2)

Code	4	6	8	10	12
Tube O.D. (mm)	ø4	ø6	ø8	ø10	ø12

(4) Thread size (R)

Code	01	02	03	04
Thread size	R1/8	R1/4	R3/8	R1/2

* For Unequal Union Stem (APIG) (4) is the tube size, which should be selected from the table in (3).

(5) Seal rubber material (Optional)

Code	No code	-E	-N
Seal rubber material	FKM	EPDM	NBR

(6) Thread sealing spec. (Optional)

Code	No code	-TP
Thread sealing	Without Sealock No seal tape	Seal tape spec. (Seal tape is applied on thread part)

(7) Packaging spec. (Optional)

Code	No code	-C
Specifications	Standard pkg.	Clean-room pkg.

Characteristics

PPS resin fittings to meet the needs of a wide range of sectors.

The fitting is made of PPS GF30% (polyphenylene sulfide), which possesses excellent heat resistance flame resistance (UL94 V-0 equivalent) and chemical resistance. Fluorine rubber (FKM) is used as the seal material.

Push-in type fitting enables easy insertion / disconnection of a tube.

Seal rubber material option is available.

Seal rubber material (standard specification: FKM) can be changed to EPDM or NBR according to the application.

There is no need to worry about rust or metal ion, because the fitting is all-resin made.

The weight is about 1/3 of the standard fitting, and 1/5 of SUS316 compression fitting.

Oil-free.

Food Sanitation Act. (Japan) compliant (Only fits seal rubber material FKM)

* See page 6 for details.

Clean-room pkg. spec. (Optional)

Best suitable for piping in clean environment.

The products are washed by clean air, then packed in ISO class 6 equivalent clean-room.

Specifications

Fluid medium	Air, Water (Conditional*), Other chemicals (Conditional*)
Max. operating pressure	0.9 MPa (at 0 to 20°C)
Max. vacuum	-100 kPa
Operating temp. range	0 to 80°C (For seal rubber material NBR: 0 to 60°C) (No freezing)

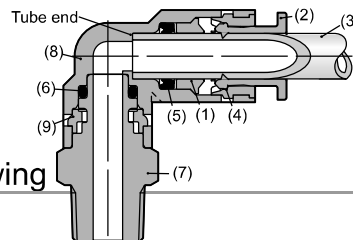
△ Warning

* Make sure to follow the instructions below when the fluid medium is water or liquid.

- When using water or liquid, the surge pressure must be kept below the maximum operating pressure.
- General tap water in Japan, free from foreign substances or contamination, can be used. Carry out the evaluation under an actual operating condition for using other kind of water.
- Be sure to use Insert Ring (WR) when using water or liquid as a fluid medium.
- As for chemicals, mixed gas, etc., they may vary depending on the conditions of use, so please check the compatibility of our specifications before use.

Sectional drawing




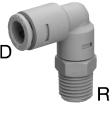


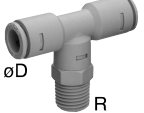

Elbow type : APL





No.	Parts	Material
(1)	Tapered bush	PPS GF30%
(2)	Collet	PPS GF30%
(3)	Tube	Fluororesin (PFA), (FEP) or Polyamide, etc.
(4)	Tapered sleeve	PPS GF30%
(5)	Elastic sleeve	FKM*
(6)	O-ring	FKM*
(7)	Thread body	PPS GF30%
(8)	Fitting body	PPS GF30%
(9)	C-ring	PPS GF30%

* Seal rubber materials are also available in EPDM (ethylene propylene) and NBR (nitrile rubber) on a make-to-order basis.

RoHS2 (2011/65/EU+EU2015/863) compliant

Type	Model code APCøD-R[5][6][7]	Type	Model code APUøD[5][7]
Straight APC 	APC4-01[5][6][7]	Union Straight APU 	APU4[5][7]
	APC6-01[5][6][7]		APU6[5][7]
	APC6-02[5][6][7]		APU8[5][7]
	APC6-03[5][6][7]		APU10[5][7]
	APC8-01[5][6][7]		APU12[5][7]
	APC8-02[5][6][7]	Union Elbow APV 	Type Model code APVøD[5][7]
	APC8-03[5][6][7]		
	APC10-02[5][6][7]		
	APC10-03[5][6][7]		
	APC12-02[5][6][7]		
	APC12-03[5][6][7]		
	APC12-04[5][6][7]		
Type	Model code APLøD-R[5][6][7]	Type	Model code APEøD[5][7]
Elbow APL 	APL4-01[5][6][7]	Union Tee APE 	APE4[5][7]
	APL6-01[5][6][7]		APE6[5][7]
	APL6-02[5][6][7]		APE8[5][7]
	APL6-03[5][6][7]		APE10[5][7]
	APL8-01[5][6][7]		APE12[5][7]
	APL8-02[5][6][7]	Union Y APY 	Type Model code APYøD[5][7]
	APL8-03[5][6][7]		
	APL10-02[5][6][7]		
	APL10-03[5][6][7]		
	APL12-02[5][6][7]		
	APL12-03[5][6][7]		
	APL12-04[5][6][7]		
Type	Model code APBøD-R[5][6][7]	Type	Model code APIGøD₁-øD₂[7]
Branch Tee APB 	APB4-01[5][6][7]	Unequal Union Stem APIG 	APIG6-4[7]
	APB6-01[5][6][7]		APIG8-6[7]
	APB6-02[5][6][7]		APIG10-8[7]
	APB6-03[5][6][7]		APIG12-10[7]
	APB8-01[5][6][7]		
	APB8-02[5][6][7]		
	APB8-03[5][6][7]		
	APB10-02[5][6][7]		
	APB10-03[5][6][7]		
	APB12-02[5][6][7]		
	APB12-03[5][6][7]		
	APB12-04[5][6][7]		

 CAD data is available
at PISCO website.

 Packaging specifications
1 pc. /bag

Option	Code	[5] : -E	[5] : -N	[6] : -TP	[7] : -C
Specifications		Seal rubber EPDM (Fill in [5] with "-E")	Seal rubber NBR (Fill in [5] with "-N")	Seal Tape on thread (Fill in [6] with "-TP")	Clean-room pkg. (Fill in [7] with "-C")