

Tube Stripper for Anti-spatter Tube

Cover Stripping Cutter for Anti-spatter Tube.

Safety instructions for this product

Safety instructions, Common safety instructions for each product category and Detailed safety instructions for each product are in the end of this catalog and our website.

Model Designation (Example)

TSC
(1)


8
(2)

(1) Tube Stripper for Anti-spatter Tube

(2) Tube dia.

| Code | 4 | 6 | 8 | 10 | 12 |
|----------------------|--------|--------|--------|--------|--------|
| O.D. (mm) | ø4 | ø6 | ø8 | ø10 | ø12 |
| Applicable Tube type | FB0425 | FB0640 | FB0860 | FB1075 | FB1290 |

RoHS2 (2011/65/EU+EU2015/863) compliant

| Tube Stripper for Anti-spatter Tube | Model Code |
|---|------------|
|  | TSC4 |
| | TSC6 |
| | TSC8 |
| | TSC10 |
| | TSC12 |



CAD data is available
at PISCO website.








Packaging specifications
1 pc. /bag

Characteristics

Peels only the flame retardant cover like sharpening a pencil to fit the insertion dimensions of our Anti-spatter fittings.

Exclusive for PISCO's Anti-spatter Tube

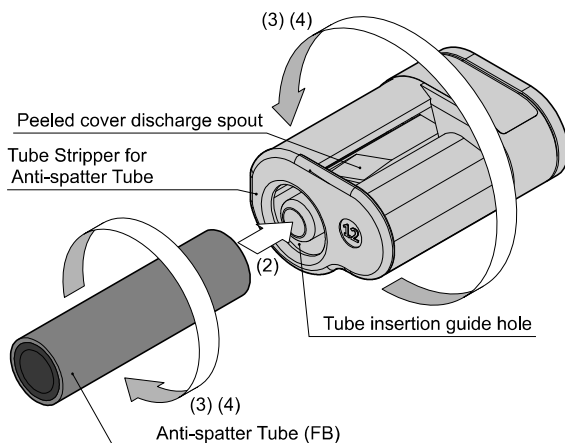
| Push-in fitting | | Speed controller | | Flow controller |
|--|--|--|--|--|
| Tube Fitting Anti-spatter | Tube Fitting Brass | Speed Controller Anti-spatter | Speed Controller Brass | Needle Valve Brass |
|  |  |  |  |  |



Peels only the flame retardant cover without damaging the inner tube.

The transparent cover enables to check cutting progress easily.

How to use the Cutter



(1) When cutting an Anti-spatter Tube (FB), make sure to form the cut end surface of the tube orthogonally.

(2) Insert an Anti-spatter Tube (FB) from tube insertion guide hole until it hits the blade.

(3) Insert the Anti-spatter Tube (FB) further with rotating the tube or Tube Stripper for Anti-spatter Tube clockwise until the tubing edge hits the end in the peeler.

(4) Keep rotating the tube (FB) or the stripper until the cover gets stripped completely, and then take out the tube from the stripper.

*Rotate either Anti-spatter tube (FB) or Tube Stripper for Anti-spatter Tube whichever earlier to rotate.

Related products



Anti-spatter Tube

► P.108